

Impact Crusher/ Jaw Crusher




News Letter

MARCH 2011






We are pleased to offer **Impact Crusher/ Jaw Crusher** as below and refer to our website for your reference.





Impact Crusher

	REF	manufacturer & type	details
	00001	Hazemag 1320	year 1989 opening size: 865 x 2.030 mm
	00005	Claudius Peters Mill EM 42-560	
	00010	MMU-Dietlas MMU-100 R	year: 1994 capacity: 100 to/h
	00023	Hazemag APS 1013	year: 1993 rotor: 1.000 x 1.340 mm
	00024	Hazemag APS 1313	year: 1995 rotor: 1.300 x 1.340 mm

	00080	SBM 12/10/4 EH	year: 1984 opening size: 1.010 x 800 mm
	00002	Raymond Mill	produce 90 mü
	00092	Hazemag Unirotor 1.000/1.250	working in lime stone

Jaw Crusher

	REF	manufacturer & type	details
	00004	Ratzinger double toggle	opening size: 900 x 600 mm with AEG engine
	00007	Nordberg C105	year: 2000 opening size: 1.060 x 700 mm
	00018	Lokomo C100B	year: 1997 opening size: 1.000 x 740 mm
	00026	Nordberg LT 110 track mobile	year: 1996 opening size: 1.100 x 800
	00036	Kemco double toggle track mobile	opening size: 1.065 x 700 mm year: 1991

	00037	Pegson 1165 track mobile	opening size: 1.100 x 650 mm year: 1999
	00046	Nordberg LT 140 track mobile	opening size: 1.400x1.700 mm year: 2008
	00050	Weserhüte DKB 1200/900	opening size: 1.200 x 900 mm year: 1986
	00070	Nordberg C125 wheel mobile	opening size: 1.250 x 950 mm year: 1989

Cone Crusher





	REF	manufacturer & type	details
	00045	Krupp Kubria 131 - 33	opening size: 330 mm year: 1989
	00069	Lokomo G1810	capacity: 180 to/h year: 1987
	00081	Shebridge	capacity: 25 to/h feed size: 0 - 16 mm
	00102	Nordberg-Metso VI 400	rotor: 1.050 mm capacity: 400 to/h



Screen

	REF	manufacturer & type	details
	00022	gravel washing	inlet size: 4.000 x 2.200 mm
	00025	Hein lehmann liwel screen	screen: 8.000 x 2.000 mm with steel frame
	00029	GFA double deck	size: 3.500 x 1.200 mm year: 1990
	00042	Mogensen Sizer 5-Deck	
	00047	Lokomo 132 mobile double deck	year: 1990 on 2 axle chassis
	00049	AZZ ALS 160 x 3.551	size: 1.600 x 3.500 mm year. 1996
	00066	Vogel double deck	size: 5.000 x 1.800 mm year: 1997
	00067	screen single deck	size: 3.100 x 1.100 mm mashes: 10 mm

	00068	screen single deck	size: 4.500 x 1.400 mm
	00078	Farwick Max drumscreen	year: 1996 hours: 10.500 h
	00079	Farwick Max drumscreen	year: 2001 hours: 7.500 h

complete plant









	REF	manufacturer & type	details
	00012	Gypsum Plant Claudius Peters Mill	with Eirich Mixer bagging plant, Mill
	00014	complete crushing & screening plant	Hazemag 1313 & 1013 2x screens & 14x conveyors
	00020	stationary Hazemag impactor plant	year: 1985 capacity: 150 to/h
	00032	H+H Celcon concrete walls production	year: 1996/97 capacity: 140.000 m ²

	00039	complete crushing line	capacity: 300 to/h with crusher & screens
	00040	complete crushing plant for hard rock	capacity: 250 to/h
	00100	complete concrete plant	for produce concrete blocks with MAS-A2 machines

concrete block making machine

	REF	manufacturer & type	details
	00051	Zenith 940	year: 1995 with forms
	00052	Zenith 913	year: 1997 with forms
	00054	Knauer 104-A	year: 1978
	00055	Knauer 104-A	year: 1989
	00056	Knauer 104-A	year: 1994



mixing plant

	REF	manufacturer & type	details
	00009	Teka 50 cbm Beton	with Teka pan mixer Dorner controll 2001
	00016	Wibau 250 to/h Asphalt	year: 1989 overhould
	00058	Intrame TM30 Asphalt	mobile plant
	00059	Intrame UM 260 Asphalt	year: 2002 mobile plant
	00063	Intrame UM 160 Asphalt	year: 2000 mobile plant
	00064	Intrame UM 160 Asphalt	year: 2001 mobile plant
	00073	Intrame UM 160 Asphalt	year: 2007 mobile plant
	00074	Intrame UM 120 Asphalt	year: 2003/10 overhould mobile plant


GENERATOR

	REF	manufacturer & type	details
	00013	Caterpillar G3616	CAT engine 3788 3700 kW
	00019	Caterpillar 750 F	capacity: 750 Kva hours: 6096 h
	00021	Deutz 440 KVA	engine: Deutz V8 year: 1993
	00035	Caterpillar Gen Set 800 KVA	year: 2002 hours: 19.000 h

OTHER

	REF	manufacturer & type	details
	00003	Haver & Böcker 5540	3-Nozzle Bagging Plant up to 300 bags/h
	00006	Steinert UMS 45110	year: 1992 weight: 3.650 kg

	00011	Sisu RTD 2614 AR	year: 1994 Containerloader
	00015	Valmet KTD 2514 AR	year: 1994 Containerloader
	00017	Ingersoll Rand ECM 370 drill	year: 1998 engine: Cummings 6CT
	00028	Bitumtanks	
	00030	Weißhaupt burner	in container for asphalt mixing plants
	00033	Spare Pars for Lokomo MK 120	jaw plate, bolts, nut, tension rod, etc.
	00127	V-Belt for Lokomo MK 120	Strongbelt 8V 356
	00038	Conveyors	Pieces: 13x galvanized and electric engine
	00048	Excavator	deept: 13 m
	00060	Rolba Wayne 725	street sweeper

	00062	Wheelabrator Berger	year: 1992 size: 620 x 1.600 x 20/6 - H
	00077	Demag Mannesmann	screw compressor



Euromid@hotmail.de



www.offer.euromid-int.com

If you have more request, pls don't hesitate to contact us anytime.



Euromid International Group

Egypt–Argentina–Australia–Brazil–China–Denmark–Finland–France–Great Britain–Greece–Hong Kong–Indonesia–Jordan–Malaysia–Canada–Mexico–
Netherlands–Russia–Poland–Spain–Sweden–Switzerland–Spain–Ukraine–USA–UAE.–Dubai

German Office: Rennbahnstrasse 17a, D-90453 Nuremberg – Tel+ 49 172 3155 721 Tel +49 911 / 63 22 58 6 Fax +49 911 / 63 22 58 7

www.offer.euromid-int.com www.euromid-int.de www.enoxpetrol.com www.oxygen2solar.euromid-int.de